

EBV Supply steel grilles 20 mm pitch

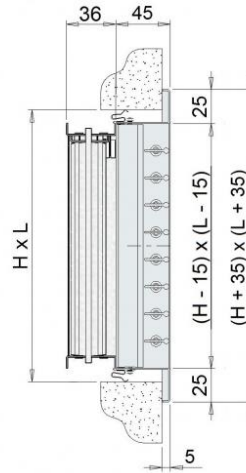


Description

Steel supply air jets with 1 or 2 rows of individually adjustable blades.

Characteristics

Material: steel.
Finish: galvanised.
Installation: with screws on frame.



Use

For air supply with wall or duct installation in ventilation and air conditioning systems.

Models

EBV/VO with 2 rows of vertical and horizontal blades;
EBV/OV with 2 rows of horizontal and vertical blades;
EBV/V with 1 row of vertical blades;
EBV/O with 1 row of horizontal blades.

Example: the VO version has the first vertical row near the front and the second horizontal row inside the air jet.

Accessories

- EPZ galvanised plenum;
- EPI insulated plenum;
- SC galvanised steel regulation damper with blades with opposing movement;
- CT galvanised steel counter-frame to set into wall.

On request

White RAL9016 painting or other RAL colours.
Clips for wall installation.

Operating data

Vk: effective speed (m/s)

m³/h: flow rate

Pa: pressure drops in Pascal

L1 (m): air throw referring to air jets without damper, with a blade deflection of 0°, with coanda (ceiling) effect, terminal velocity 0.25 m/s and T max 15°C

dB(A): noise level

All dimensions are expressed in mm

dimension LxH	effective cross-section		m ³ /h	L1	m ³ /h	L1
	m ²					
200x100	0,013		100	3	160	5
300x100	0,018		140	3,7	230	5,6
400x100	0,025		200	4,5	320	6,8
500x100	0,033		260	6	420	8
300x150	0,029		230	4,3	370	7
400x150	0,039		310	5	500	8
500x150	0,051		400	5,8	640	9
600x150	0,059		470	6	750	9,5
300x200	0,044		350	5,5	560	8
400x200	0,057		450	5,8	720	9
500x200	0,071		560	6,5	900	10
600x200	0,086		680	9	1080	14
800x200	0,115		910	10	1450	15
1000x200	0,145		1150	9	1830	14
600x300	0,136		1080	9,6	1730	15
800x300	0,178		1410	10,5	2250	16
1000x300	0,226		1790	13	2860	18
600x400	0,180		1430	11	2290	17
800x400	0,245		1940	12	3080	18
1000x400	0,310		2460	16	3940	20
V (m/s)				2,2		3,5

Noise level dB(A)

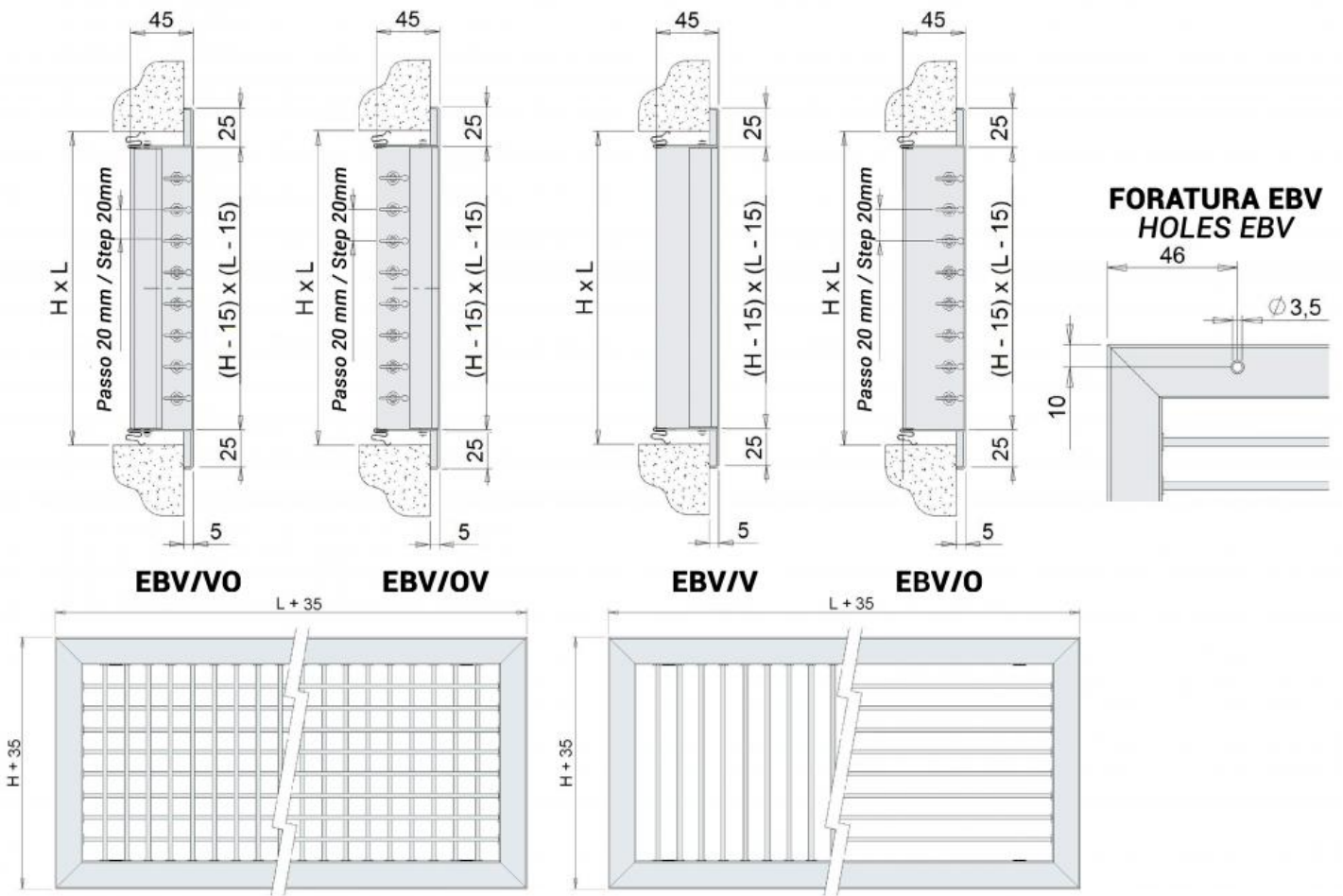
Vk m/s	defl. 0°	defl. 20°	defl. 40°
	dB(A)	dB(A)	dB(A)
2.2	15/20	18/23	20/25
3.5	20/25	23/28	25/30

Pressure drop (Pa)

Vk m/s	defl. 0°	defl. 20°	defl. 40°
	Pa	Pa	Pa
2.2	4	5.5	7
3.5	9	13	16

Configuration

All measurements are expressed in mm.



SC regulation damper

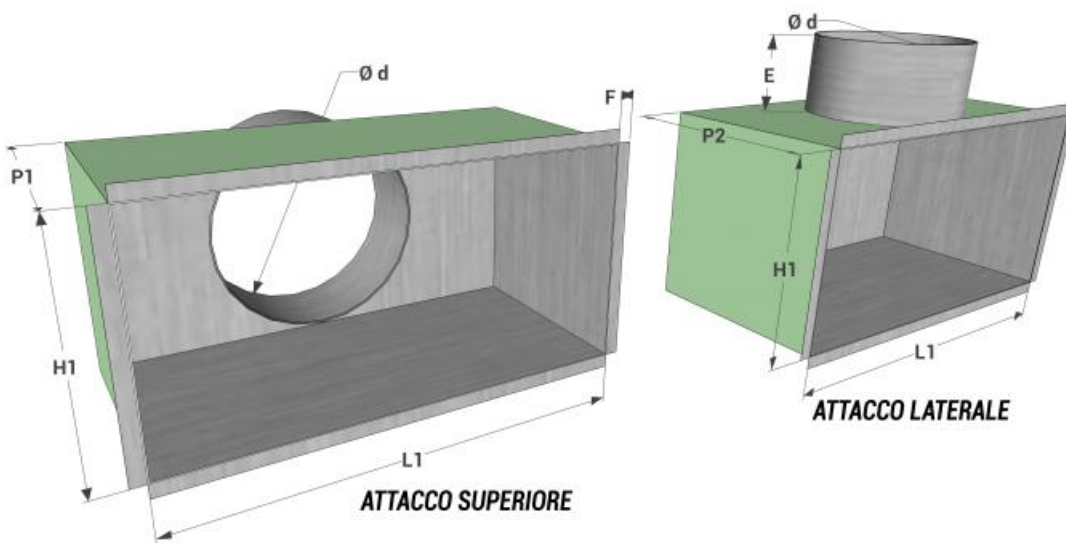
Galvanised steel regulation damper with blades with opposing movement.



CT counter-frame



Plenum



model L1 x H1	top connection			lateral connection			E	F	model L1 x H1	top connection			lateral connection			E	F
	P1	no. connections	Ø d	P2	no. connections	Ø d				P1	no. connections	Ø d	P2	no. connections	Ø d		
200x100	200	1	98	200	1	98	80	12	500x200	200	1	198	300	1	198	80	12
300x100	200	1	98	200	1	98	80	12	600x200	200	2	198	300	2	198	80	12
400x100	200	2	98	200	2	98	80	12	800x200	200	2	198	300	2	198	80	12
500x100	200	2	98	200	2	98	80	12	1000x200	200	2	198	300	2	198	80	12
300x150	200	1	148	250	1	148	80	12	500x300	200	1	248	350	1	248	80	12
400x150	200	1	148	250	1	148	80	12	600x300	200	2	198	350	2	248	80	12
500x150	200	2	148	250	2	148	80	12	800x300	200	2	248	350	2	248	80	12
600x150	200	2	148	250	2	148	80	12	1000x300	200	2	248	350	2	248	80	12
800x150	200	2	148	250	2	148	80	12	600x400	200	2	198	350	2	248	80	12
300x200	200	1	198	300	1	198	80	12	800x400	200	2	298	350	2	298	80	12
400x200	200	1	198	300	1	198	80	12	1000x400	200	2	298	400	2	298	80	12

Price list

dimension	EBV/VO	EBV/OV	EBV/O	EBV/V
LxH	euro	euro	euro	euro
200x100	23,95 v	23,95 v	19,18 v	19,18 v
300x100	29,00 v	29,00 v	20,45 v	20,45 v
400x100	33,94 v	33,94 v	21,74 v	21,74 v
500x100	38,96 v	38,96 v	25,55 v	25,55 v
300x150	33,25 v	33,25 v	24,29 v	24,29 v
400x150	39,65 v	39,65 v	28,13 v	28,13 v
500x150	44,39 v	44,39 v	29,38 v	29,38 v
600x150	51,15 v	51,15 v	31,95 v	31,95 v
800x150	66,53 v	66,53 v	37,08 v	37,08 v
300x200	39,65 v	39,65 v	28,13 v	28,13 v
400x200	44,75 v	44,75 v	30,63 v	30,63 v
500x200	52,37 v	52,37 v	34,51 v	34,51 v
600x200	58,34 v	58,34 v	39,65 v	39,65 v
800x200	79,01 v	79,01 v	44,75 v	44,75 v
1000x200	92,74 v	92,74 v	48,57 v	48,57 v
500x300	64,15 v	64,15 v	44,75 v	44,75 v
600x300	72,94 v	72,94 v	48,58 v	48,58 v
800x300	101,26 v	101,26 v	61,40 v	61,40 v
1000x300	118,88 v	118,88 v	71,57 v	71,57 v
600x400	88,18 v	88,18 v	61,40 v	61,40 v
800x400	123,70 v	123,70 v	75,42 v	75,42 v
1000x400	145,09 v	145,09 v	95,27 v	95,27 v

Accessories

Item normally available from stock

dimensions	top connection		lateral connection		damper SC	counter-frame CT
	EPZ galvanized plenum	EPI isolated plenum	EPZ galvanized plenum	EPI isolated plenum		
L1xH1	euro	euro	euro	euro	euro	euro
200x100	30,09 v	41,81 v	30,09 v	41,81 v	13,21 v	14,13 v
300x100	32,55 v	45,15 v	32,55 v	45,15 v	14,39 v	14,13 v
400x100	43,12 v	56,91 v	43,12 v	56,91 v	17,21 v	15,68 v
500x100	45,61 v	60,26 v	45,61 v	60,26 v	20,54 v	17,25 v
300x150	34,39 v	48,04 v	36,89 v	50,80 v	16,86 v	15,68 v
400x150	37,58 v	51,76 v	40,04 v	55,07 v	19,86 v	17,25 v
500x150	40,31 v	63,75 v	51,30 v	67,67 v	23,00 v	20,69 v
600x150	51,07 v	67,37 v	54,45 v	71,90 v	26,21 v	22,59 v
800x150	67,29 v	85,85 v	71,52 v	91,58 v	33,57 v	25,76 v
300x200	37,16 v	50,99 v	41,70 v	57,07 v	22,39 v	17,25 v
400x200	40,12 v	54,95 v	45,50 v	62,18 v	24,57 v	19,94 v
500x200	43,04 v	58,91 v	49,34 v	67,29 v	28,86 v	22,59 v
600x200	59,99 v	78,09 v	71,98 v	92,00 v	33,25 v	24,19 v
800x200	70,71 v	90,27 v	79,62 v	102,30 v	40,75 v	29,23 v
1000x200	76,59 v	98,19 v	76,59 v	112,52 v	45,48 v	32,61 v
500x300	58,72 v	76,43 v	69,44 v	90,88 v	37,86 v	27,60 v
600x300	69,52 v	88,69 v	77,59 v	99,53 v	41,39 v	29,23 v
800x300	84,97 v	112,40 v	99,72 v	132,19 v	50,21 v	34,51 v
1000x300	91,73 v	121,47 v	109,14 v	144,80 v	60,54 v	39,25 v
600x400	82,31 v	108,98 v	91,23 v	121,01 v	51,14 v	34,51 v
800x400	99,26 v	128,97 v	115,32 v	150,49 v	62,57 v	39,25 v
1000x400	117,67 v	153,18 v	142,65 v	186,69 v	74,25 v	44,53 v