


# EVCD Fan boxes



## Description

Soundproof ventilating boxes, for ventilation or air extraction systems.

## Characteristics

Material: structure in aluminium profiles and panels in galvanized sheet.

Fan: in galvanized steel with directly coupled motor. Anti-vibration joints installed on the outlet mouth.

## use

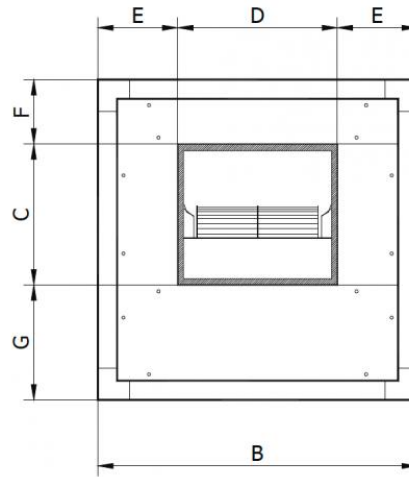
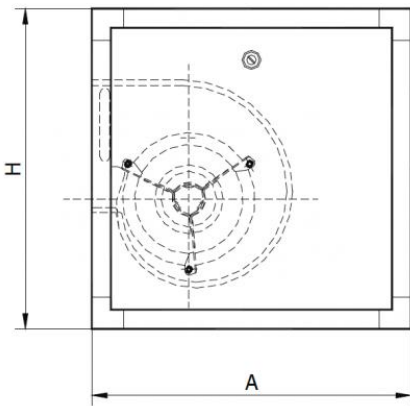
Outlet and inlet of clean air or lightly dusty .  
Air flow rates from 1000 to 6800 m<sup>3</sup>/h and static pressure up to 600 Pa , maximum temperature air 40 ° C .

## Accessories

- Single phase electronic regulator;
- three-phase inverter;
- Rain cover;
- Cap with bird mesh.

## On demand

Panels in AISI 304 simple or sandwich steel.  
Panels in simple or sandwiched aluminum sheet.  
Execution with IP55 motor.



modello	A	B	H	C	D	E	F	G
EVCD 7/7	500	500	500	220	250	125	100	180
EVCD 9/7	600	600	600	280	250	175	105	215
EVCD 9/9	600	600	600	280	320	140	105	215
EVCD 10/8	600	600	600	310	285	158	85	205
EVCD 10/10	600	600	600	310	350	125	85	205
EVCD 12/9	750	750	750	330	420	210	234	156
EVCD 12/12	750	750	750	360	420	165	234	156

## Technical features

model	W	n. poly	n. speed	Supply	IP motor	dB(A) at 1,5 m	speed regulator	weight kg
EVCD 7/7	50	6	1	230V-1F-50Hz	30	52	RCS300	22,5
EVCD 7/7	147	4	1	230V-1F-50Hz	55	57	RCS300	23
EVCD 9/7	420	4	1	230V-1F-50Hz	30	63	RCS900	37
EVCD 9/9	420	4	1	230V-1F-50Hz	30	66	RCS900	37
EVCD 10/8	250	6	1	230V-1F-50Hz	20	63	RCS600	38
EVCD 10/8	550	4	1	230V-1F-50Hz	30	65	RCS900	38
EVCD 10/10	250	6	1	230V-1F-50Hz	20	58	RCS600	38,5
EVCD 10/10	550	4	1	230V-1F-50Hz	30	67	RCS900	38,5
EVCD 12/9	745	6	1	230V-1F-50Hz	20	64	RCS210	57,5
EVCD 12/9	1100*	6	1	400V-3F-50Hz	30	67	INVERTER	58,5
EVCD 12/12	736	6	3	230V-1F-50Hz	20	64	RCS210 (vel. max)	62,5
EVCD 12/12	1100*	6	1	400V-3F-50Hz	30	68	INVERTER	63

## Air flow

Pa : pressure drop in Pascal

\* Three-phase

modello	W	n. poli	n. velocità	pressione statica Pa													
				50	100	150	200	250	300	350	400	450	500	550	600		
				portata m <sup>3</sup> /h													
EVCD 7/7	50	6	1	1000	500												
EVCD 7/7	147	4	1	1500	1480	1400	1280	1000	200								
EVCD 9/7	420	4	1						2200	2000	1500	200					
EVCD 9/9	420	4	1						2500	2200	1700	800	400				
EVCD 10/8	250	6	1		2400	2100	1250										
EVCD 10/8	550	4	1					2800	2600	2200	1700	500	100				
EVCD 10/10	250	6	1			3000	2200	500									
EVCD 10/10	550	4	1								2700	2300	1600	1200	700		
EVCD 12/9	745	6	1				4450	3800	2900								
EVCD 12/9	1100*	6	1	6000	5700	5300	4200	2550	1600								
EVCD 12/12	736	6	3		6000	5500	5000	4400	2700								
EVCD 12/12	1100*	6	1	6800	6400	5800	5200	4200	2100								

## Price list

\* trifase

\*\* filtro escluso

Item normally available from stock

modello	W	n. poli	EVCD	regolatore di velocità	tettuccio parapigioggia	cuffia con rete antivolatile	portafiltro esterno**	filtro ePM10 50%
			euro	euro	euro	euro	euro	euro
EVCD 7/7	50	6	▼	▼	▼	▼	▼	▼
EVCD 7/7	147	4	▼	▼	▼	▼	▼	▼
EVCD 9/7	420	4	▼	▼	▼	▼	▼	▼
EVCD 9/9	420	4	▼	▼	▼	▼	▼	▼
EVCD 10/8	250	6	▼	▼	▼	▼	▼	▼
EVCD 10/8	550	4	▼	▼	▼	▼	▼	▼
EVCD 10/10	250	6	▼	▼	▼	▼	▼	▼
EVCD 10/10	550	4	▼	▼	▼	▼	▼	▼
EVCD 12/9	745	6	▼	▼	▼	▼	▼	▼
EVCD 12/9	1100*	6	▼	▼	▼	▼	▼	▼
EVCD 12/12	736	6	▼	▼	▼	▼	▼	▼
EVCD 12/12	1100*	6	▼	▼	▼	▼	▼	▼