

EVALI Self-adjusting intake grilles

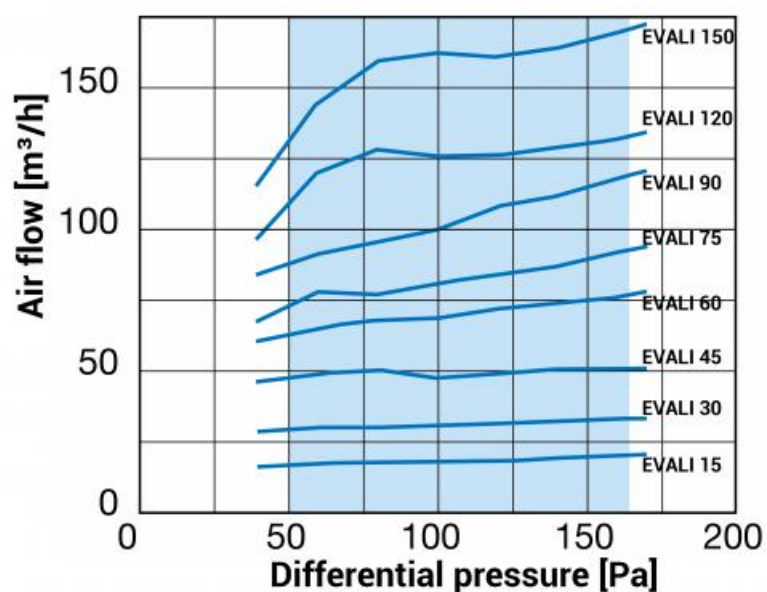
Description

Landing extraction vents for installation in kitchens, bathrooms or other rooms that need air extraction. Made of plastic material.
Accessories to be chosen to be ordered in support of the Evali Bocchetta:

- junction Ø125 and Ø100mm junction with gasket (MGA)
- Amanicotto for ceiling installation in Ø80, 100, 125mm (MPG)
- Ø80 and Ø125mm wall crossing lamination (MTD)



Aeraulic performance



Accessories selection

n.d: not available

● Associate accessory

MGA: junction sleeve Ø100 and Ø125mm with gasket

MPG: Sleeve for ceiling installation in Ø80, Ø100, Ø125mm

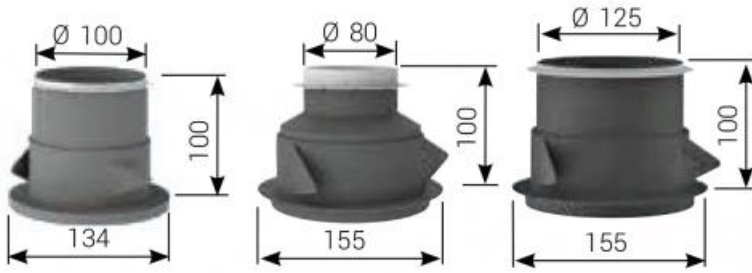
MTD: Ø80 and Ø125mm wall crossing sleeve

Model	MGA		MPG			MTD	
	Ø100	Ø125	Ø100	Ø125/80	Ø125	Ø125	Ø125/80
EVALI 15	●	●	●	●	●	●	●
EVALI 30	●	●	●	●	●	●	●
EVALI 45	●	●	●	●	●	●	●
EVALI 60	●	●	●	●	●	●	●
EVALI 75	●	●	●	●	●	●	●
EVALI 90	●	●	●	●	●	●	●
EVALI 120	n.d	●	n.d	●	●	●	●
EVALI 150	n.d	●	n.d	●	●	●	●

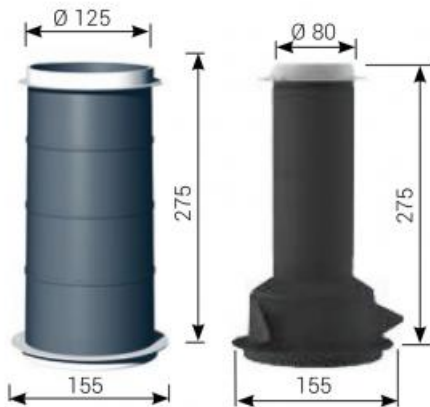
Connector Ø 125 and Ø 100 with seal (MGA)



Connector for plasterboard ceiling installation Ø 80, 100, 125 (MPG)



Wall crossing connector Ø 80 and Ø 125 (MTD)



Price list

Item normally available from stock		
Model		Euro
EVALI 15		▼
EVALI 30		▼
EVALI 45		▼
EVALI 60		▼
EVALI 75		▼
EVALI 90		▼
EVALI 120		▼
EVALI 150		▼

Accessories price list

Item normally available from stock		
Model	Description	Euro
MGA	Connector Ø100mm with seal	▼
MGA	Connector Ø125mm with seal	▼
MPG	Connector for plasterboard ceiling installation Ø80mm	▼
MPG	Connector for plasterboard ceiling installation Ø100mm	▼
MPG	Connector for plasterboard ceiling installation Ø125mm	▼
MTD	Wall crossing connector Ø80mm	▼
MTD	Wall crossing connector Ø125mm	▼