

HIDDEN GRILLES WITH REMOVABLE CENTRAL CORE AND RETRACTABLE FRAME.



Serie EBLS

Linear grilles with horizontal aluminium fixed bars with 0° or 15° deflection. Retractable frame.

CHARACTERISTICS

Material: aluminium.
Finish: anodized.
Frame: natural aluminium.
Installation: fixing with screws

USE

Grilles used in air conditioning and ventilation systems for both supply and return.

They can be installed on the ceiling and on the wall.

MODELS

EBLS 20/0°: with retractable frame, fixed front pull-out bars with 0° deflection;

EBLS 21/0°: with retractable frame, fixed front pull-out bars with 0° deflection and pivoting rear flaps;

EBLS 20/15°: with retractable frame, fixed front pull-out bars with 15° deflection;

EBLS 21/15°: with retractable frame, fixed front pull-out bars with 15° deflection and pivoting rear flaps.

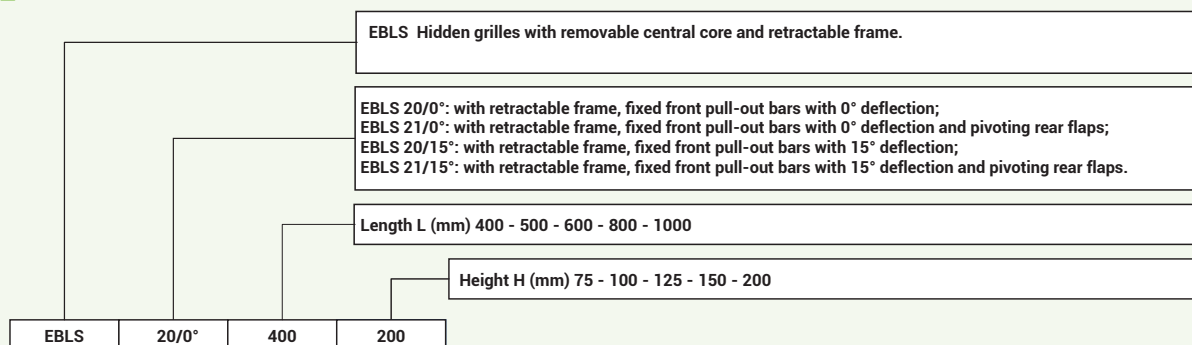
ACCESSORIES

- EPZ plenum galvanized;
- EPI plenum isolated;
- SC calibration damper in galvanized steel with fins with opposing movement;
- Continuity kit;
- Air intake filter EFEBS.

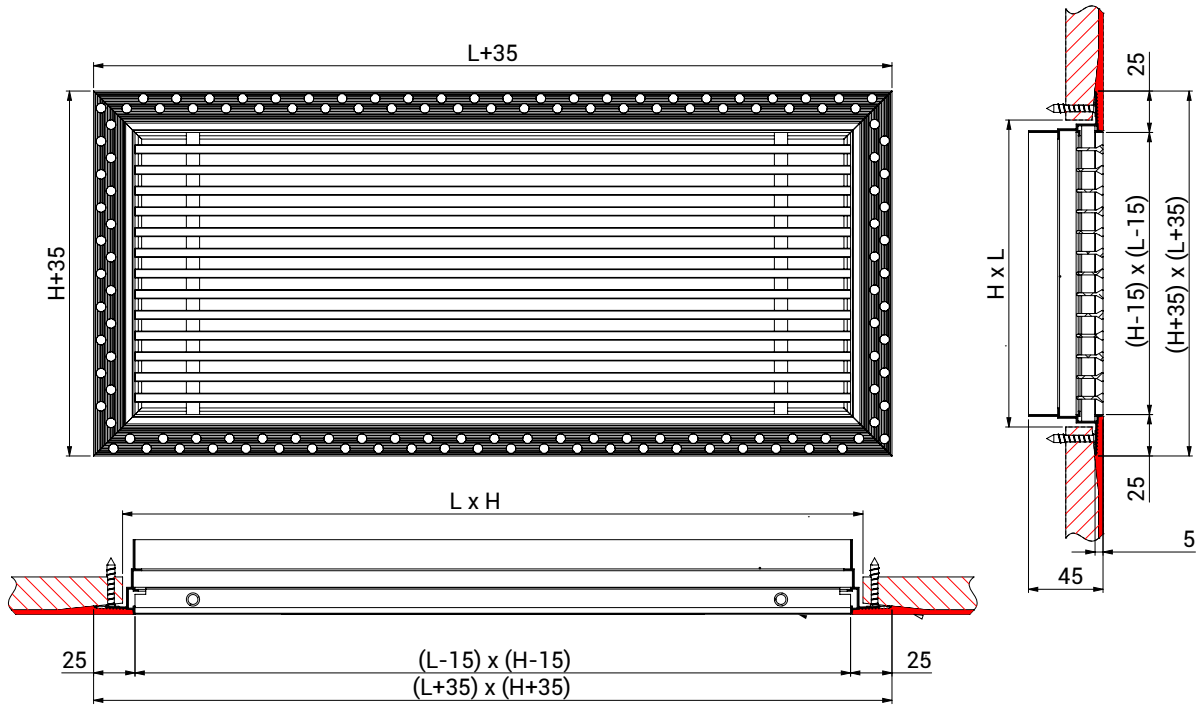
ON DEMAND

Paint colour RAL9016 or other colours of your choice.

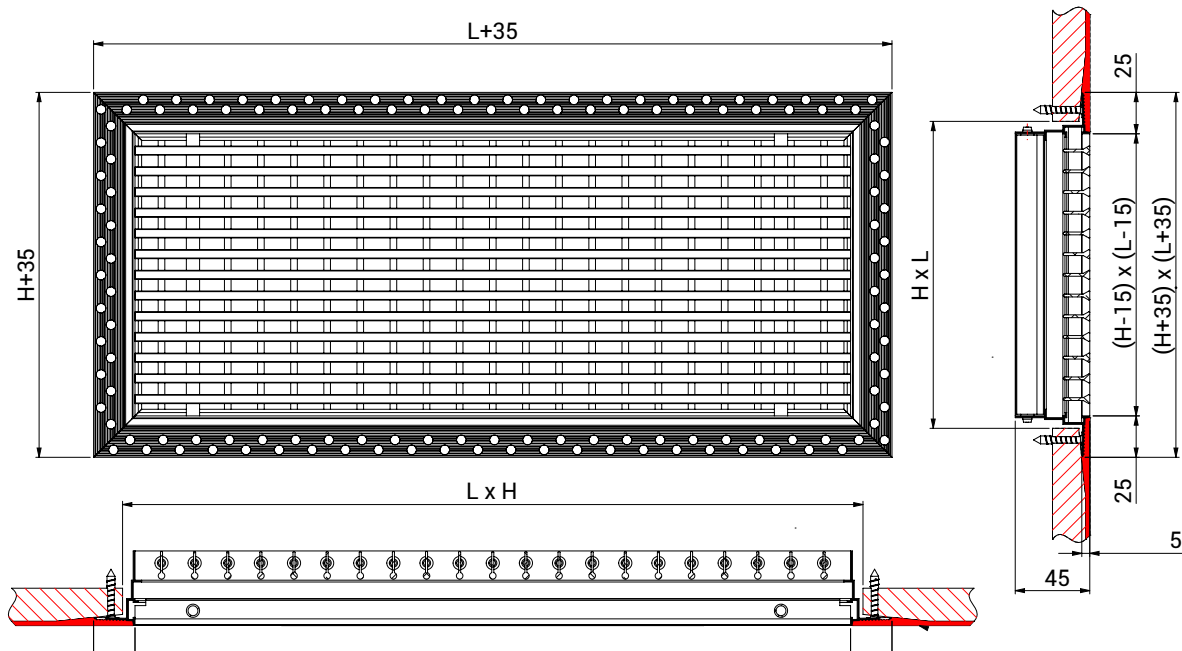
CODE



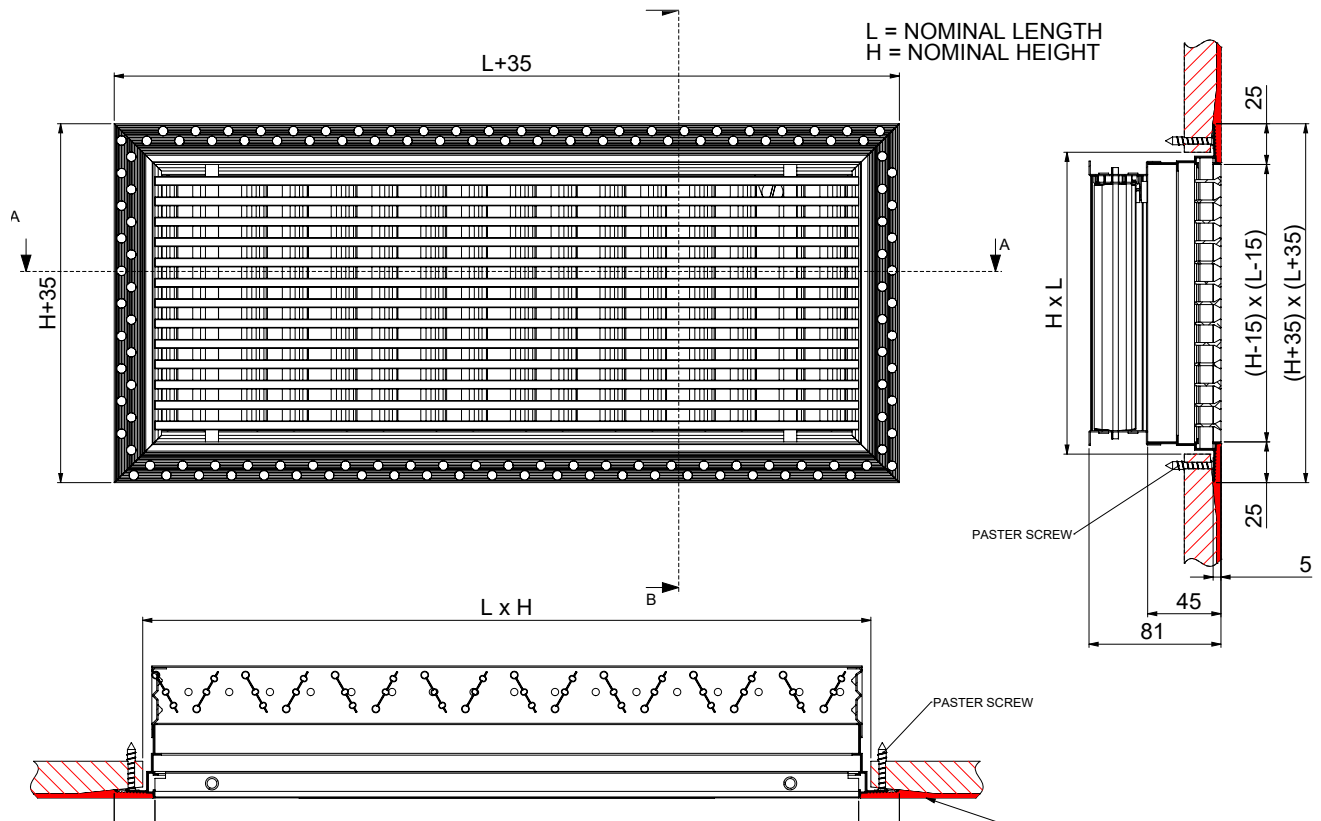
EBLS 20/0° DIMENSIONS



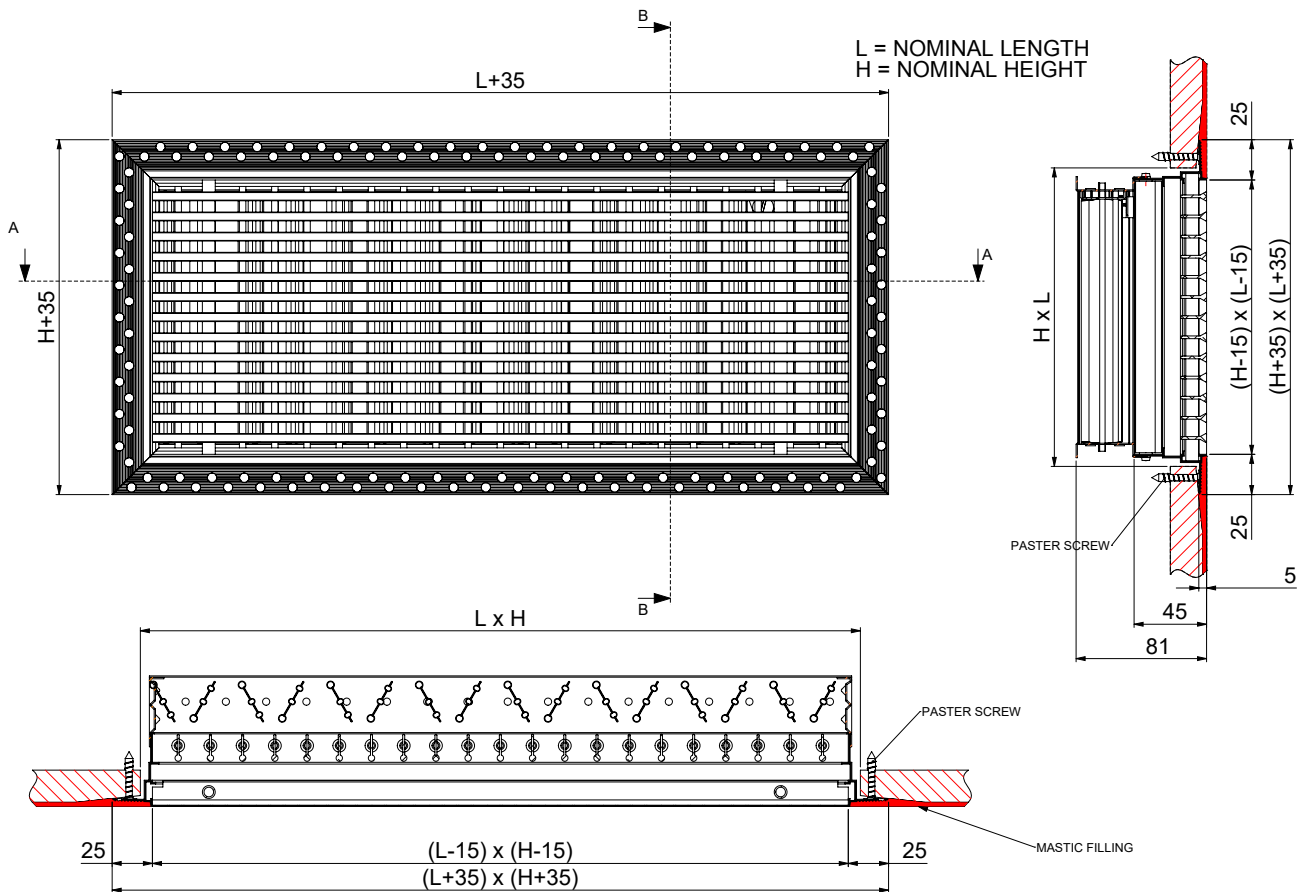
EBLS 21/0° DIMENSIONS



EBLS 20/0° + SC DIMENSIONS



EBLS 21/0° + SC DIMENSIONS





OPERATING DATA:

dimensions LxH	effective section m ²	Vk 3 m/s		Vk 4 m/s		Vk 5 m/s	
		m ³ /h	L1	m ³ /h	L1	m ³ /h	L1
400x75	0,015	160	2,8	213	3,8	266	4,7
500x75	0,019	201	3	268	3,9	335	4,9
600x75	0,022	243	3,1	323	4,1	404	5,1
800x75	0,030	326	3,3	434	4,3	543	5,4
1000x75	0,038	408	3,4	545	4,5	681	5,7
400x100	0,020	216	2,9	292	3,8	365	4,8
500x100	0,026	276	3	367	4	459	5
600x100	0,031	332	3,1	443	4,2	554	5,2
800x100	0,041	446	3,3	595	4,4	743	5,5
1000x100	0,052	560	3,5	746	4,6	933	5,8
400x125	0,026	278	2,9	370	3,9	463	4,9
500x125	0,032	350	3,1	467	4,1	583	5,1
600x125	0,039	422	3,2	563	4,2	703	5,3
800x125	0,052	566	3,4	755	4,5	944	5,6
1000x125	0,066	711	3,5	947	4,7	1184	5,9
400x150	0,031	337	3	449	4	561	5
500x150	0,039	424	3,1	566	4,2	707	5,2
600x150	0,047	512	3,3	682	4,3	853	5,4
800x150	0,064	687	3,4	916	4,6	1145	5,7
1000x150	0,080	862	3,6	1149	4,8	1436	6
400x200	0,042	455	3,1	607	4,2	758	5,2
500x200	0,053	573	3,3	764	4,4	955	5,4
600x200	0,064	691	3,4	922	4,5	1152	5,6
800x200	0,086	927	3,6	1237	4,8	1546	6
1000x200	0,108	1164	3,8	1552	5	1940	6,3
Pa		5		10		15	
dB(A)		25 / 32		33 / 39		38 / 44	


- Vk: effective speed (m/s)
- m³/h: air flow
- Pa: pressure drop in Pascal
- L1 (m): data referring to a terminal throw velocity Vt = 0.25 m/s and with a temperature differential of 10/12°C in ceiling insulation (not higher than 3 m); for longer distances, it needs to correct the throw multiplying it by 0,7.
- dB(A): noise level
- Dimensions are expressed in mm.

CONSTRUCTION DETAILS

Hidden profile, to be trimmed with skimming plaster




Perforated frame for a greater adherence of plaster for skimming



EFEBLS Filter

Possibility of extracting fixed bars for better service

EFEBLS AIR INTAKE FILTER



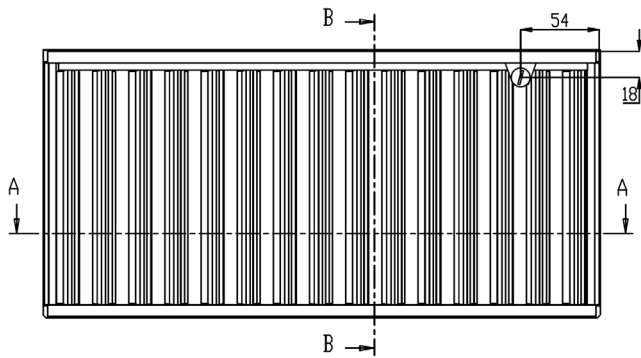

- 6 mm thick rigid polyurethane air intake filter without frame.

Physical properties	Measure	Standard	Result
Porosity	ppi - pores per inch		15-25
Density	kg/m ³	ISO 845	55
Compression resistance	kPa at 25% compression (20°C)	ASTM D1564 70	
Ultimate elongation	%	ISO 1798	35
Tensile strength	kPa	ISO 1798	200
Tear strength	Nm/cm	ASTM D1564 15	
Flame behaviour			NFR

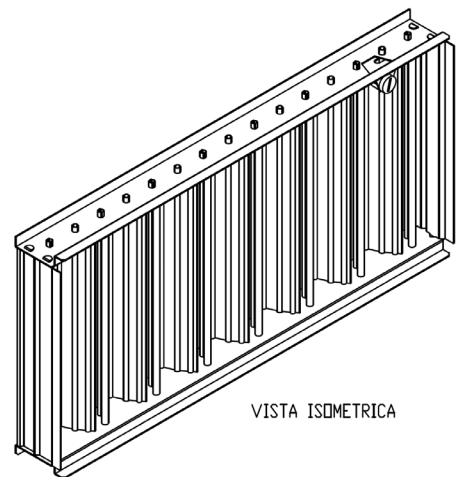
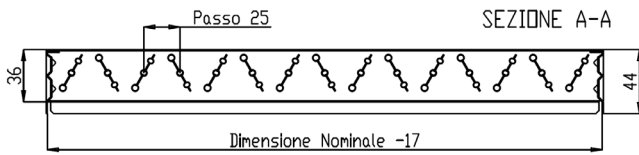
- Note:
- The material is None Flame Retardant.

SC CALIBRATION DAMPER

- SC galvanized steel calibration damper with fins with opposing movement.



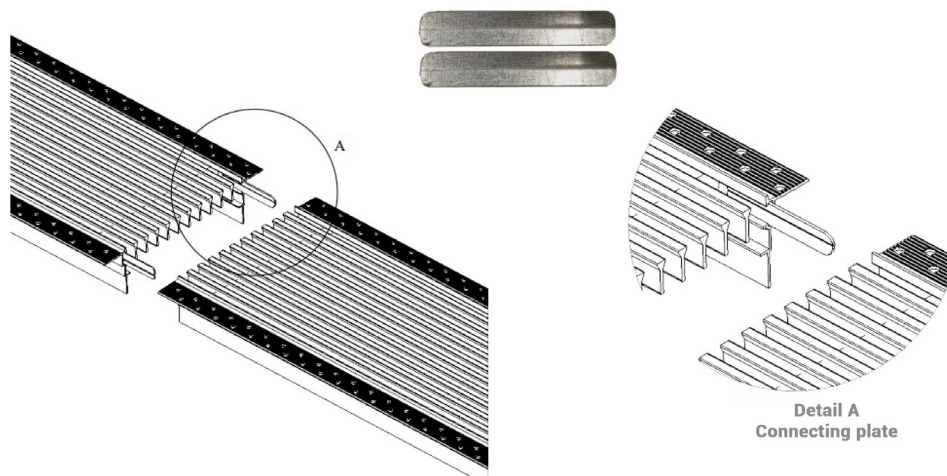

SEZIONE B-B



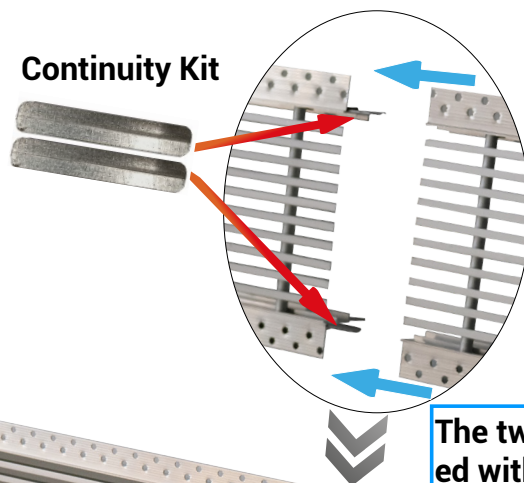
VISTA ISOMETRICA

CONTINUITY KIT

- The continuity kit is a necessary accessory to create continuous lines of linear nozzles longer than one meter. It consists of two junction plates that allow the alignment and connection of two components of the line.
- NOTE: The continuity kit means that the nozzle pack is not removable but fixed.




INSTALLAZIONE KIT DI CONTINUITA'



Install the continuity elements in the two slots, paying attention to the direction of the plates of the continuity kit (concave side facing inwards)

The two halves are then joined and you can proceed with the installation and the skimming



EPI-EPZ PLENUM

model L1 x H1	upper air connection			side air connection			E	F
	P1	n° connection	Ø d	P2	n° connection	Ø d		
400x75	-	-	-	150	2	98	80	12
500x75	-	-	-	150	2	98	80	12
600x75	-	-	-	150	2	98	80	12
800x75	-	-	-	150	2	98	80	12
1000x75	-	-	-	150	2	98	80	12
400x100	200	2	98	200	2	98	80	12
500x100	200	2	98	200	2	98	80	12
600x100	200	2	98	200	2	98	80	12
800x100	200	2	98	200	2	98	80	12
1000x100	200	3	98	200	3	98	80	12
400x125	200	1	123	230	1	123	80	12
500x125	200	2	123	230	2	123	80	12
600x125	200	2	123	230	2	123	80	12
800x125	200	2	123	230	2	123	80	12
1000x125	200	3	123	230	3	123	80	12
400x150	200	1	148	250	1	148	80	12
500x150	200	2	148	250	2	148	80	12
600x150	200	2	148	250	2	148	80	12
800x150	200	2	148	250	2	148	80	12
1000x150	200	3	148	250	3	148	80	12
400x200	200	1	198	300	1	198	80	12
500x200	200	1	198	300	1	198	80	12
600x200	200	2	198	300	2	198	80	12
800x200	200	2	198	300	2	198	80	12
1000x200	200	2	198	300	2	198	80	12



CHARACTERISTICS

- Material: steel
 - Surface finish: galvanized
- Installation grilles: fixing with screws

